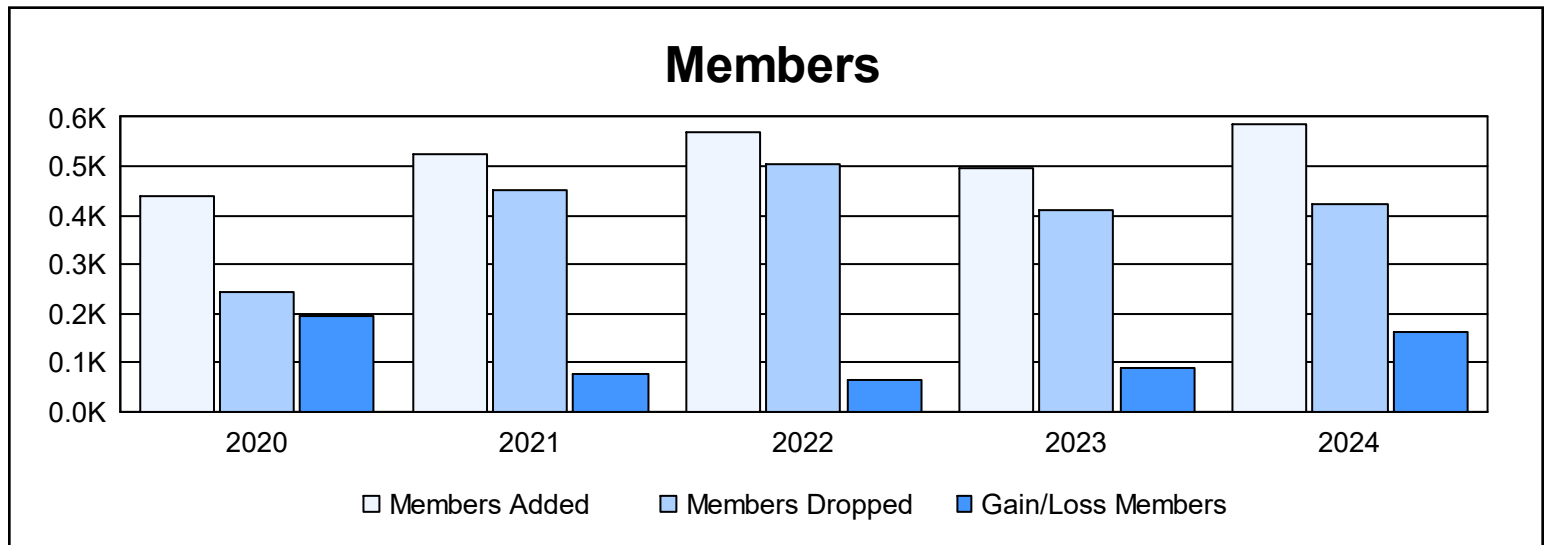
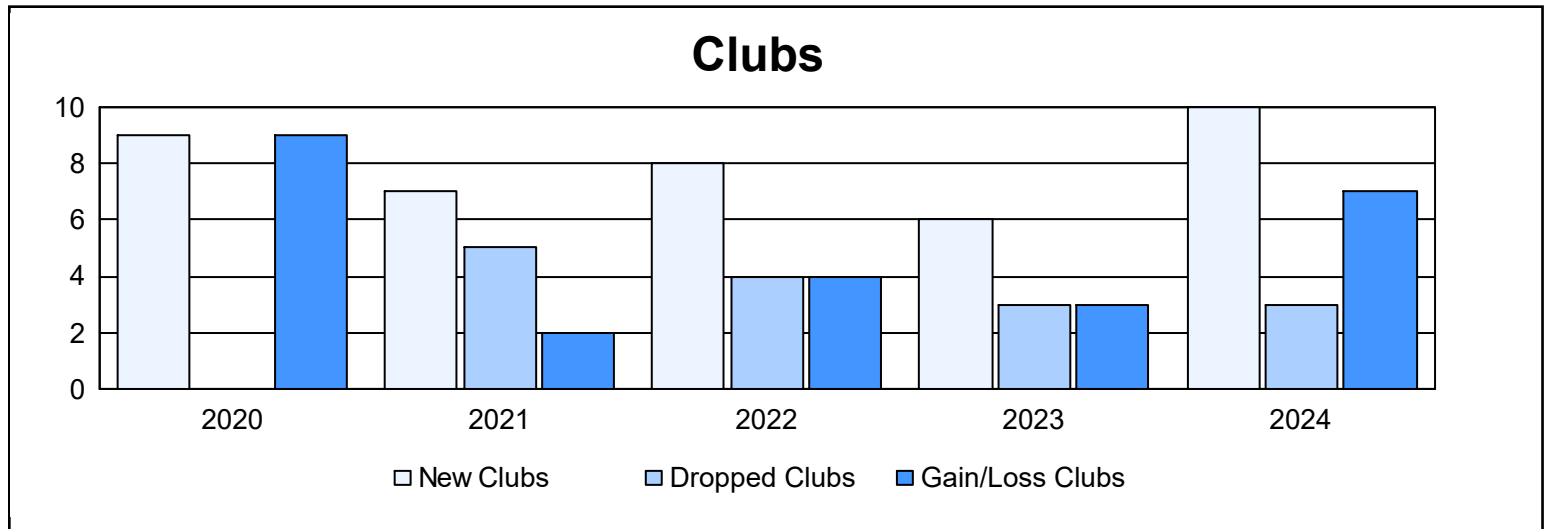
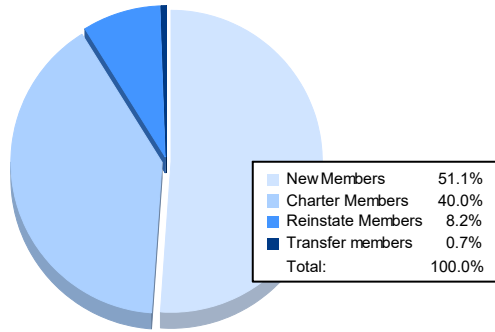


Year	New Clubs	Dropped Clubs	Gain/ Loss Clubs	New Members	Charter Members	Reinstate Members	Transfer Members	Total Member Added	Total Members Dropped	Gain/ Loss Members
2019-2020	9	0	9	202	212	22	2	438	245	193
2020-2021	7	5	2	295	198	24	9	526	451	75
2021-2022	8	4	4	308	227	22	11	568	505	63
2022-2023	6	3	3	238	202	52	6	498	409	89
2023-2024	10	3	7	299	234	48	4	585	422	163
<b>Average</b>	<b>8</b>	<b>3</b>	<b>5</b>	<b>268</b>	<b>215</b>	<b>34</b>	<b>6</b>	<b>523</b>	<b>406</b>	<b>117</b>



### Membership Composition June 2024 Cumulative



### Gender Composition June 2024 Cumulative

